

# LEDDP24S LEDDP30M LEDDP36L Instruction


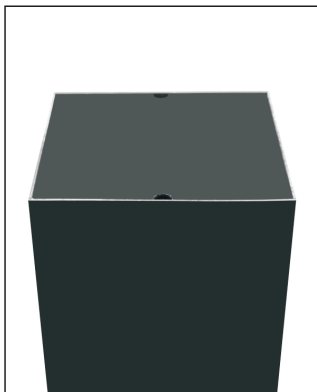
## Product Parameter:

Input: AC 100-240V, 50/60Hz, 0.4A Max.  
Output: DC 5V, 2000mA  
Battery Capacity: 12.5Ah, DC 3.7V, 45Wh  
Working hours: >12hours  
Charging hours: 8hours


## Working Environment:

1. Working Temperature: -10~40°C; Indoor use only
2. Storage Temperature: -25- 60°C

## Wires Connecting:




Remove the endcap panel on the bottom;



Connect the plugs;

## Charging:



Place the endcap panel back after the plugs to be connected, then press the button on the frame to turn on&turn off the riser



When the battery is out of power, to use the plug provided charging the unit.