

# Pop-Up Display - Instructions


SKU: KHPOP15, KHPOP22, KHPOP29

**WARNING! DO NOT FORCE CLOSE.**

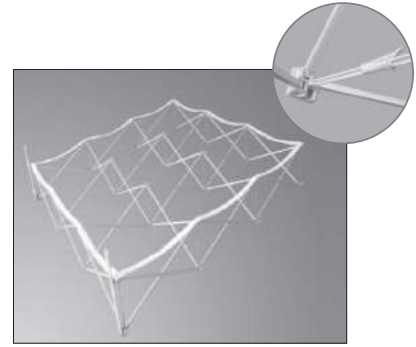
To avoid damage, all hooks must be disconnected before collapsing frame.



1. Remove the frame from the protective case and place on a clean flat surface with the velcro on the top.



2. Carefully spread the frame out until it is fully extended.




3. The attached hooks then need to be linked to each other by pushing down firmly until they snap together.



4. Work continuously in one direction across the frame until the graphic Entirely covers the frame.



5. To attach the lights, slide the mounting block onto the end of the light fitting.



6. The light is then hooked under the cross bar at the top of the frame as pictured.



Note: After disassembling, fold the fabric and place into plastic bag to protect your print for the next trade show.