
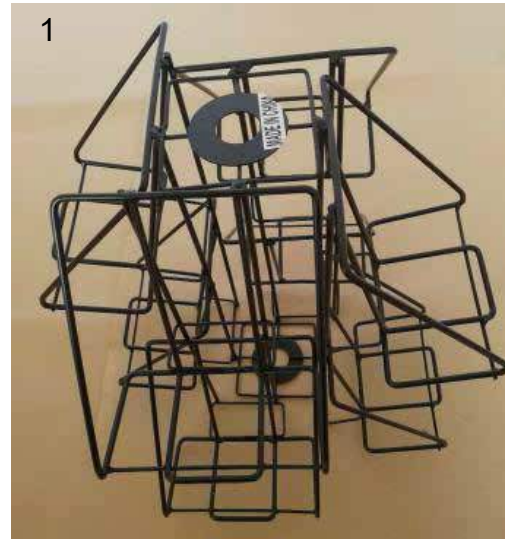


Wire Greeting Card Rack Assembly Instructions

Parts List

Please ensure that you have all these parts before assembling the unit.

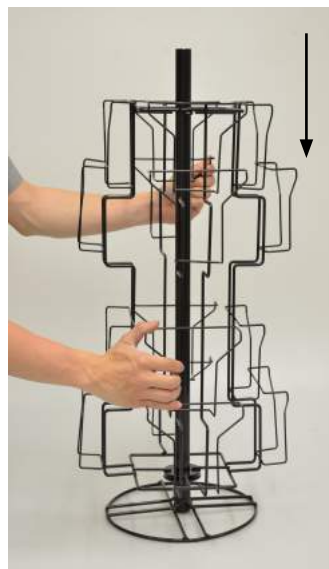
1. Wire Frame x1
2. Bearing x1
3. Sign Holder x1
4. Metal Base x1
5. Pole x1




Insert the pole into the base.



Slide the bearing over the pole until it rest on the plate.



Slide the wire frame over the pole until it rest on the bearing



Insert the sign holder into the top of the pole

