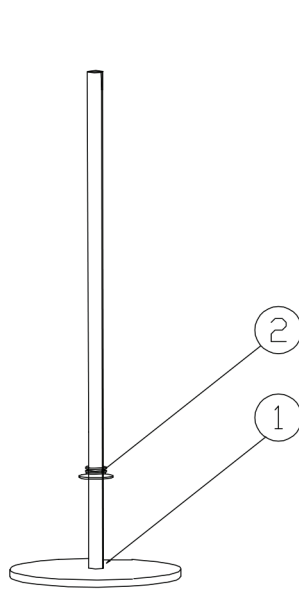


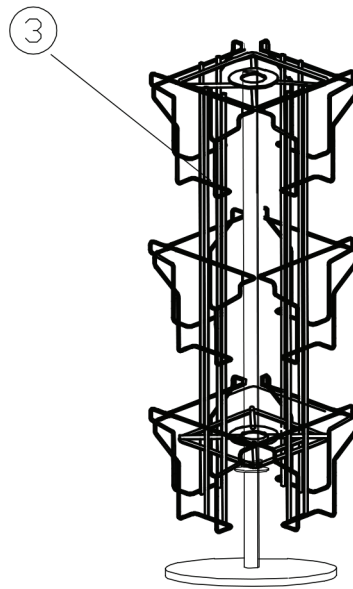
WGC12P Countertop Greeting Card Display Instruction

PARTS LIST AND QUANTITY

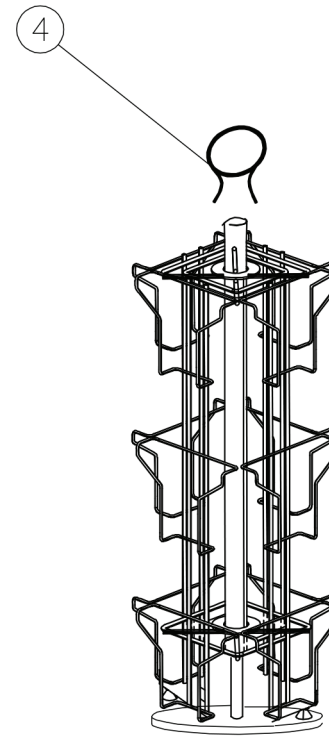
- 1. base - 1
- 2. bearing - 1
- 3. pockets - 1
- 4. clip - 1



STEP 1.
Bearing goes
into tube.



STEP 2.
Pockets group goes
into tube.



STEP 3.
Place clip into tube top.